

Embroidery Logo Placements

Using different logo placements can change the whole look of your uniform.

Left chest embroidery feels refined while an upper back shoulder print looks trendy. Back yoke embroidery appears subtle while a front hip logo looks sexy. Whatever look you're going for, Ericson Group can help you get there.



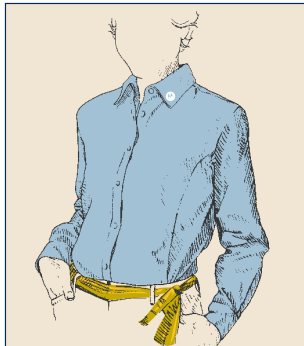
Left Chest
Men's Max Size: 5 1/2"
Women's Max Size: 4 1/2"



Above Cuff
Men's Max Size: 3 1/4"
Women's Max Size: 2 1/2"



Back Yoke
Men's & Women's Max size: 3"H x 5 1/4" W
Men's w/Locker Patch Max size: 2"H x 4 1/2" W
Women's w/Locker Patch Max size: 1 1/4"H x 4" W



Collar Tip
Men's Max Size: 1" H
Women's Max Size: 1" H




Cuff
Men's Max Size: 1"H x 3 1/2" W
Women's Max Size: 1" x 3 1/2" W



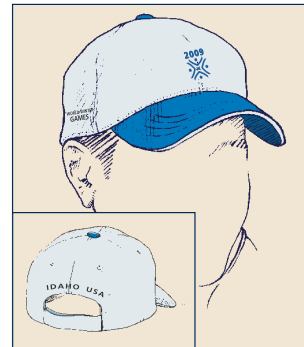
Front Hip
Women's Max Size: 5 1/2"



Bicep
Men's Max Size: 4 1/2"
Women's Max Size: 3 1/4"



Full Back
Men's Max Size: 14" H x 11 1/4" W
Women's Max Size: 14" H x 11 1/4" W



Front of Cap: Max Size: 2"- 2 1/2" H*
Side Hat: Max Size: 2"- 2 1/2" H*
Back Hat: Max Size: 1 1/2" H

*subject to design and approval

EMBROIDERY